

NACM NATIONAL TRADE CREDIT REPORT

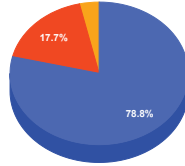


Distributed By:
NACM Anywhere
123 Main St - Anywhere NY 10101
(888) 999-8888

CONFIDENTIAL
DO NOT DISCLOSE TO SUBJECT

INFILE: 09/17/2007 05:22:32
ACCESSED: 03/08/2024 12:35:33

A **DEMO CORPORATION** 3271529
12355 MAIN ST
TAMPA FL 33607-1111 US



SUMMARY OF TOP INDUSTRIES

IND CODE	INDUSTRY TYPE	DBT LINES		BALANCE
ESMF	ELECTRICAL SUPPLIES MFG	2	1	\$ 31,458,769.00
HMCR	HOME CENTERS	4	3	\$ 7,063,639.00
OTHER	OTHER INDUSTRIES	10	25	\$ 1,418,964.00

OTHER NAMES

NAME	TYPE
SAMPLE, INC.	DBA
TOTAL: 1	

RELATED SUBJECTS

RELATED SUBJECT NAME
DEMO CORPORATION LTD (5510075)
STEVE TESTA (3333374)
TOTAL: 2

B PREDICTIVE SCORE

PREDICTIVE SCORE (RANGE: 450 - 850) **RISK CLASS** (1,2,3,4A,4B,5) **PREDICTIVE FACTORS** **THE SCORE LEVERAGES 12 MONTHS OF HISTORICAL TRADE DATA TO PREDICT FUTURE BEHAVIOR.**



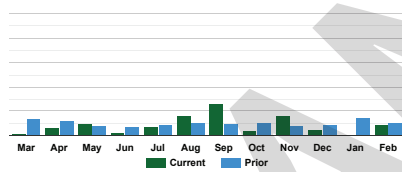
1

Very Low Risk

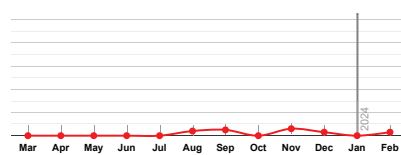
- High balances in the current bucket is consistent with Low Risk
- Relatively Large Reported High Credit relative to high number of trade experiences is consistent with Low Risk
- Historical High Number of Positive Trades is consistent with Low Risk
- Score is better than 98.4% of subjects in the database.

C CHARTS

% Past Due: Mar 2023 - Feb 2024 compared to Mar 2022 - Feb 2023



DBT: Mar 2023 to Feb 2024



D TRENDING SUMMARY

PERIOD	YEAR	TRADELINES	CALC DBT	BALANCE	CURRENT	----- DAYS BEYOND TERMS -----				
						1-30	31-60	61-90	91+	
MONTHLY										
February	2024	31 Lines	3	\$ 39.94M	91%	7%	0%	0%	1%	
January	2024	No data reported.								
December	2023	28 Lines	3	30.35M	95%	2%	0%	1%	2%	
November	2023	25 Lines	8	7.76M	84%	8%	0%	4%	4%	
October	2023	24 Lines	3	8.13M	96%	1%	0%	1%	2%	
September	2023	23 Lines	7	6.56M	74%	22%	0%	1%	3%	
QUARTERLY										
Jan-Mar	2024	31 Lines	3	\$ 39.94M	91%	7%	0%	0%	1%	
Oct-Dec	2023	77 Lines	4	46.23M	93%	3%	0%	1%	2%	
Jul-Sep	2023	65 Lines	6	15.27M	82%	13%	1%	1%	3%	
Apr-Jun	2023	53 Lines	2	4.25M	94%	4%	0%	0%	1%	

TRADELINES

MBR	IND CODE	DATE			REPT DBT	CALC DBT	HIGH CREDIT	BALANCE	CURRENT	DAYS BEYOND TERMS				COMMENTS
		REPT	OPEN	LAST						1-30	31-60	61-90	91+	
TAMPA														
253	CONF	0224		0623	0	104	\$ 46	\$ 46	\$ 0	\$ 0	\$ 23	\$ 23	\$ 0	
289	APLW	0224	0815	0418	0	45	2,454	2,138	0	0	2,138	0	0	
2143	PIPE	0224	1086	0118	19	75	3,841	44	0	0	0	161	(117)	
5550	COEQ	0224		0119	0	103	1,226	669	0	0	13	15	641	
BUSINESS CREDIT SERVICES														
	TRAN	0224		0319	12	2	6,497	5,564	4,785	1,227	515	0	(963)	
BUSINESS CREDIT SERVICES INTERMOUNTAIN														
	MISC	0224		0718	0	0	597	597	597	0	0	0	0	
COMMERCIAL SERVICES														
	ELMF	0224		0418	0	0	274	0	0	0	0	0	0	
	ELDS	0224		0419	0	4	357,816	91,134	85,757	(385)	135	5,627	0	
	EOPT	0224		0219	0	15	491	491	0	491	0	0	0	
CONNECT														
	HMCR	0224	0110	0419	0	0	51,627	3,385	3,788	0	0	0	(403)	
	TOOL	0224	0611	0319	2	2	298,639	188,431	169,362	25,023	(934)	(1)	(5,019)	
	HMCR	0224	0190	0818	0	6	6.99M	6.99M	5.97M	718,571	(48,888)	41,609	307,099	
	HWRS	0224	0118	0319	0	6	366,881	366,881	310,734	38,196	1,865	4,905	11,181	
	HMCR	0224		0319	0	6	125,232	70,940	61,966	0	8,974	0	0	
	ESMF	0224		0616	0	2	31.46M	31.46M	28.93M	2.08M	103,247	92,775	254,381	
	WAPR	0224	0997	0319	9	2	556,171	325,226	281,852	46,209	0	1,607	(4,442)	
NASHVILLE														
		0224		0319	185	1	54,462	5,350	5,063	287	0	0	0	
NORTH CENTRAL														
	PROM	0224	0116	0319	44	3	16,837	16,837	15,833	602	0	0	402	
SOUTH ATLANTIC														
	ESWH	0224	1187	0219	0	4	3,788	3,390	2,576	814	0	0	0	
	ESWH	0224		0817	0	75	4,840	4,840	0	0	0	4,840	0	
SOUTH CENTRAL														
	EMPL	0224		0417	0	105	3,328	3,328	0	0	0	0	3,328	
	EMPL	0224		0319	0	0	0	(88,800)	4,428	1,234	(176)	(2,206)	(92,080)	
SOUTHEAST														
	FCTR	0224	0914	0319	0	0	430,703	423,507	552,598	(131,256)	8,816	(2,837)	(3,814)	
SOUTHERN VALLEY														
	MISC	0224	1010	0319	0	105	4,769	329	0	0	0	0	329	
		0224	0711	0219	0	0	625,000	9,000	9,000	0	0	0	0	
SOUTHWEST														
	BLWH	0224	1117	0219	0	0	1	1	1	0	0	0	0	
	ESWH	0224		0518	0	0	0	(294)	0	0	0	0	(294)	
	ESWH	0224		0219	0	26	66,643	15,833	5,903	6,697	443	0	2,790	
	ESWH	0224	0194	0319	0	6	75,155	44,422	35,838	7,024	0	0	1,560	
TRADELINES TOTAL					AVG	17	24	\$ 39.94M	\$ 36.45M	\$ 2.79M	\$ 76,171	\$ 146,518	\$ 474,579	
					WT	0	3		91%	7%	0%	0%	1%	

COLLECTION CLAIMS

MBR	IND CODE	ENTRY DATE	STATUS	CLAIM AMOUNT	CURRENT BALANCE
TAMPA					
253	EXCV	06/01/2022	Open	\$ 2,840.75	\$ 3,293.25
BUSINESS CREDIT SERVICES					
	APLW	04/16/2016	Open	8,275.88	1,522.03

COLLECTION CLAIMS						
MBR	IND CODE	ENTRY DATE	STATUS	CLAIM AMOUNT	CURRENT BALANCE	
COMMERCIAL SERVICES						
	MISC	02/16/2016	Open	10,475.77	6,157.88	
COLLECTIONS: 3						

ALERTS						
MBR	IND CODE	DATE	CODE	AMOUNT	MISC COMMENTS	
TAMPA						
253	CONF	04/15/2023	NSF	\$ 1,299.74		
CONNECT						
	PRPJ	05/01/2023	DSP	2,750.00		
ALERTS: 2						

FINANCIAL INSTITUTIONS										
MBR	IND CODE	REPT DATE	OPEN DATE	INST	TYPE	ORIG	CUR	PD	COMMENT	ACCT#
410	BANK	04/30/2023	06/09/1996	BANK	CHECKING	M8	O8			489621548
	INDS			BANK	CHECKING	L5	L6			
FINANCIAL INSTITUTIONS: 2										

PUBLIC RECORDS									
DATE	TYPE	COUNTY (STATE)	BOOK/INSTR #	PAGE	LIENOR	AMOUNT	OWNER		
SOUTH ATLANTIC									
01/15/2024	FTL	POLK COUNTY (FL)	7897465		IRS	\$ 1,500.00			
Satisfied Date:									
03/31/2023	JDG	BREVARD COUNTY (FL)	18001	74	DEMO COMPANY	\$ 6,750.00			
Satisfied Date:									
PUBLIC RECORDS: 2									

BANKRUPTCIES						
DATE	ATTORNEY NAME	STATUS	CHAPTER	CASE NUMBER	ASSETS	
SOUTHWEST						
02/01/2004	JOHN SMITH 12355 MAIN ST, TAMPA, FL 33607-1111	DISCHARGED	7	04-56789		
BANKRUPTCIES: 1						

UCC FILINGS				
REFERENCE #	FILED	EXPIRES	SECURITY/ADDRESS	
TAMPA				
7800098012	08/11/2019	08/11/2029	JOHN DOE COMPANY 123 ORANGE AVE TAMPA, FL 33622	
Comments:				
UCC FILINGS: 1				

CORPORATE INFORMATION						
TAMPA						
CORPORATE NAME/ADDRESS				REGISTERED AGENT/ADDRESS		
DEMO CORPORATION 123 MAIN STREET ANYWHERE, FL 33607				MARY REGISTER 999 FOUNTAIN LANE FT MYERS, FL 33333		
DOC#/FILING NUMBER	FEI/EIN	TYPE	STATUS	INC. DATE (STATE)	LAST FILED	
FL123-06890	54-4874946	Domestic Business Corporation	Active	08/26/1985 (FL)	01/02/2024	
YRS IN BUSINESS	# OF EMPLOYEES				LAST UPDATED	
31	214				01/31/2024	
COMMENTS						
OFFICER NAME	OFFICER TYPE	OFFICER ADDRESS				
SOUTH ATLANTIC						

OFFICER NAME	OFFICER TYPE	OFFICER ADDRESS
STAN SMITH	PRESIDENT	123 MAIN ST ANYWHERE, FL 32309
WILLIAM SAMPLE	OWNER	111 ELM ST ANYWHERE, FL 32309
WILLIAM SAMPLE	PRINCIPAL	111 ELM ST ANYWHERE, FL 32309
WILLIAM SAMPLE	TREASURER	111 ELM ST ANYWHERE, FL 32309

CORPORATE OFFICERS:4

M INQUIRIES			N NOTES			
MBR	IND CODE	DATE	DATE	CREATED BY	NOTE	FOLLOWUP
253	EXCV	03/08/2024	03/08/2024	steve	SEARCHED PACER AND FOUND NO NEW INFORMATION	

INQUIRIES: 1

NOTES: 1

O REQUESTOR INFO
<p>Accessed: 03/08/2024 12:35:33 253 (steve) XYZ Member & Co. 5521 W Cypress St Suite 200 Tampa FL (813) 269-1021</p>

The accuracy of this report is not guaranteed. Its contents have been gathered in good faith from members but no representations can be made as to the accuracy of the information gathered and contained in the report. This bureau disclaims liability for the negligence of any person or entity resulting in an inaccuracy in the report. This report is prepared and distributed for use in the extension only of commercial and business credit.

A In the heading section, you'll find the **CONTACT INFORMATION** for the NACM Affiliate furnishing the report. The name and address of the business subject appears on the left; on the right, the INFILE date and time signals when the file on the subject was initially created.

The **OTHER NAMES** section shows any AKA, DBA, FKA (Also Known As, Doing Business As and Formerly Known As); related business subjects are included in the "Related Subjects" section and can be consolidated into one online virtual report at no additional charge.

B **PREDICTIVE SCORE** : Based on the unique tradelines gathered by NACM Affiliates, the scoring model predicts late payments and severe delinquency looking forward 6 months. The predictive variables include current aging status, historical aging (including trends and variance in payment trends) and other business characteristics. From the data on hundreds of thousands of businesses, common characteristics are examined

on the business subject and, depending on how closely or remotely that subject matches the characteristics, the score is assigned a range, from high risk to low risk. In cases where not enough data exists, no score is assigned. If the business subject is already delinquent to the degree that the score is trying to predict, no score is assigned in the Low to High range because there is no need to predict something that has already occurred. Each report contains a complete credit score explanation.

C **CHARTS** : Past due percentages are used for the past due trend analysis, which compares the prior year to the current; DBT figures are used to graph the DBT trending for the past year.

D **MONTHLY & QUARTERLY TRENDING SUMMARY**: Total number of tradelines reported by month and quarter (report date is the month/year/quarter the tradeline was reported).

E TRADELINES supplied by the members of the Affiliate furnishing the report are always displayed first. NACM member numbers are displayed only for the members of the Affiliate furnishing the report honoring the longstanding “local” credit report tradition. Subsequent trade data is displayed by participating NACM Affiliates; member numbers do not appear, but industry codes do. YOUR member is NOT displayed or shared if the report is purchased by a member of ANOTHER participating NACM Affiliate. Protecting the identity of your company is a top priority for NACM.

DBT (days beyond terms) is automatically calculated by the database using a systemwide algorithm.

HIGH CREDIT is the highest balance owed in the past six months, on a rolling basis.

Any **COMMENTS** or remarks provided by the member/ source are displayed.

TRADELINE TOTAL displays the total of ALL tradelines and **AVERAGE DBT**.

WT: DBT x balance for each tradeline then summed and divided by the total balance.

F COLLECTION CLAIMS include claim status, amount and current balance. Balances are updated when payments are made. Member numbers and industry codes are displayed for members of the NACM Affiliate furnishing the report and are always shown first. Subsequent claim data is displayed by contributing NACM Affiliates and is identified by industry codes (no member numbers).

G ALERTS are reported by NACM members and reflect pertinent changes in account activity. Some examples are NSF checks, past due status, accounts placed with attorneys, ownership changes, etc. Subsequent alert data is displayed by participating NACM Affiliates and is identified by industry codes (no member numbers).

H FINANCIAL INSTITUTIONS data, reported by banks, savings and loans, credit unions, etc., may include account types (such as checking, savings, construction loans, credit lines, etc.). The data may also include original and current amounts and comments.

I PUBLIC RECORDS are furnished by many different sources and may include, but are not limited to, judgments, state or federal tax liens, release of liens, mechanic’s liens, etc. They also include country information, book, page numbers, lienors, amounts, etc. (Additional third-party data may be available for purchase.)

J BANKRUPTCIES data may include, but is not limited to, attorney name, chapter, case number, date filed and possible assets. (Additional third-party data may be available for purchase.)

K UCC FILINGS (Uniform Commercial Code) data may include, but is not limited to, reference numbers, dates filed, expiration dates and secured party information. (Additional third-party data may be available for purchase.)

L CORPORATE INFORMATION may include, but is not limited to, any officer/director names on file with the Secretary of State. (Additional third-party data may be available for purchase.)

OFFICER data may include, but is not limited to, any officer names on file with the Secretary of State. (Additional third-party data may be available for purchase.)

M INQUIRIES display other companies recently inquiring about the subject. Identity is NOT disclosed.

N NOTES are key items of relevance pertaining to the business subject added by a participating NACM Affiliate report provider.

O REQUESTOR INFO displays information about the requestor: date and time accessed, member number, operator’s initials and contact information. This information is only visible on the Requestor’s/Purchaser’s report.