

NACM's National Trade Credit Report

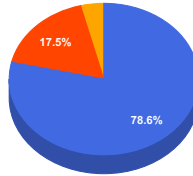


Distributed By:
NACM Anywhere
123 Main St., Anywhere, U.S. 10101
(888) 999-8888

CONFIDENTIAL
DO NOT DISCLOSE TO SUBJECT
INFILE: 9/17/2007 5:22:32 PM
ACCESSED: 04/17/2021 10:36:54 AM

A

DEMO CORPORATION 3271529
12355 MAIN ST
TAMPA FL 33607-1111 UNITED STATES
(800) 666-7777
Fax: (800) 555-1212



SUMMARY OF TOP INDUSTRIES

IND CODE	INDUSTRY TYPE	DBT	LINES	BALANCE
ESMF	ELECTRICAL SUPPLIES MFG	2	1	\$31,458,769.00
HMCR	HOME CENTERS	3	2	\$ 6,992,699.00
OTHER	OTHER INDUSTRIES	8	27	\$ 1,585,546.00

OTHER NAMES

NAME	TYPE
SAMPLE, INC.	DBA
TOTAL: 1	

RELATED SUBJECTS

RELATED SUBJECT NAME	
DEMO CORPORATION LTD (5510075)	
TOTAL: 1	

B

PREDICTIVE SCORE

PREDICTIVE SCORE (RANGE: 450 - 850) **RISK CLASS** (1,2,3,4A,4B,5) **PREDICTIVE FACTORS** **THE SCORE LEVERAGES 12 MONTHS OF HISTORICAL TRADE DATA TO PREDICT FUTURE BEHAVIOR.**



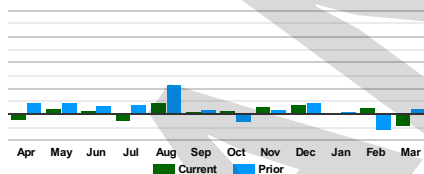
1
Very Low Risk

- A firm's higher balances in the current bucket is indicative of lower risk
- In a previous 12 months, a firm's high number of reported trade lines is indicative of lower risk
- Over previous 12 months, a firm's higher average total balances is indicative of lower risk
- Score is better than 60.0% of subjects in the database.

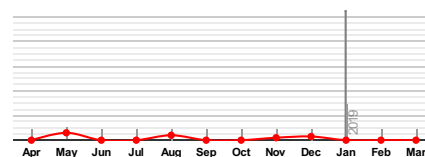
C

CHARTS

% Past Due: Apr 2020 - Mar 2021 compared to Apr 2019 - Mar 2020



DBT: Apr 2020 to Mar 2021



D

TRENDING SUMMARY

PERIOD	YEAR	TRADELINES	BALANCE	CURRENT	----- DAYS BEYOND TERMS -----			
					1-30	31-60	61-90	91+
MONTHLY								
March	2021	(16 Lines)	\$ 1.09M	112%	-4%	2%	0%	-10%
February	2021	(21 Lines)	1.39M	94%	11%	0%	2%	-6%
January	2021	(15 Lines)	1.21M	101%	5%	0%	2%	-7%
December	2020	(16 Lines)	1.68M	90%	6%	1%	3%	0%
November	2020	(12 Lines)	32.39M	92%	7%	0%	0%	1%
October	2020	(16 Lines)	1.51M	97%	10%	0%	0%	-7%
QUARTERLY								
Jan - Mar	2021	(52 Lines)	\$ 3.69M	102%	4%	0%	1%	-8%
Oct - Dec	2020	(44 Lines)	35.57M	92%	7%	0%	0%	0%
Jul - Sep	2020	(50 Lines)	11.38M	92%	8%	0%	0%	0%
Apr - Jun	2020	(50 Lines)	10.36M	96%	2%	-3%	0%	4%

2



TRADELINES

MBR	IND CODE	---- DATE ----			RPT DBT	HIGH CREDIT	BALANCE	CURRENT	---- DAYS BEYOND TERMS ----				COMMENTS
		REPT	OPEN	LAST					1-30	31-60	61-90	91+	
TAMPA													
289	APLW	0520	0817	0420	0	\$ 2,138	\$ 2,138	\$ 0	\$ 0	\$ 2,138	\$ 0	\$ 0	
2143	PIPE	0120	1088	0120	19	44	44	0	0	0	161	(117)	
5550		0321		0121	0	1,226	669	0	0	13	15	641	
SOUTHEAST													
	FCTR	0321	0916	0321	0	510,270	423,507	552,598	(131,256)	8,816	(2,837)	(3,814)	
CONNECT													
	HMCR	0321	0112	0421	0	68,212	3,385	3,788	0	0	0	(403)	
	TOOL	0321	0613	0321	2	298,639	188,431	169,362	25,023	(934)	(1)	(5,019)	
	HMCR	0820	0192	0820	0	6.99M	6.99M	5.97M	718,571	(48,888)	41,609	307,099	
	HWRS	0221	0120	0321	0	366,881	366,881	310,734	38,196	1,865	4,905	11,181	
	HWRS	0321		0321	0	125,232	70,940	61,966	0	8,974	0	0	
	ESMF	1120		0618	0	31.46M	31.46M	28.93M	2.08M	103,247	92,775	254,381	
	WAPR	0321	0999	0321	9	556,171	325,226	281,852	46,209	0	1,607	(4,442)	
SOUTHERN VALLEY													
		0221	0713	0221	0	9,000	9,000	9,000	0	0	0	0	
	MISC	0221	1012	0321	0	694	329	0	0	0	0	329	
SOUTH CENTRAL													
	EMPL	0120		0419	0	3,328	3,328	0	0	0	0	3,328	
	EMPL	0321		0321	0	0	(88,800)	4,428	1,234	(176)	(2,206)	(92,080)	
NORTH CENTRAL													
	PROM	0321	0118	0321	44	16,837	16,837	15,833	602	0	0	402	
NASHVILLE													
		0321		0321	185	54,462	5,350	5,063	287	0	0	0	
SOUTH ATLANTIC & EAST COAST													
	ESWH	0321	1189	0221	0	3,788	3,390	2,576	814	0	0	0	
	ESWH	1219		0819	0	4,840	4,840	0	0	0	4,840	0	
COMMERCIAL SERVICES													
	ELMF	0820		0420	0	0	0	0	0	0	0	0	
	ELDS	0321		0421	0	357,816	91,134	85,757	(385)	135	5,627	0	
	EQPT	0321		0221	0	491	491	0	491	0	0	0	
BUSINESS CREDIT SERVICES													
	TRAN	0321		0321	12	6,497	5,564	4,785	1,227	515	0	(963)	
SOUTHWEST													
	BLWH	0221	1119	0221	0	1	1	1	0	0	0	0	
	ESWH	0321		0520	0	0	(294)	0	0	0	0	(294)	
	ESWH	0221		0221	0	66,643	15,833	5,903	6,697	443	0	2,790	
	ESWH	0321	0196	0321	0	46,811	44,422	35,838	7,024	0	0	1,560	
BUSINESS CREDIT SERVICES INTERMOUNTAIN/ARIZONA													
	MISC	0720		0720	0	597	597	597	0	0	0	0	
(30) TRADELINE TOTAL						\$ 40.04M	\$ 36.55M	\$ 2.79M	\$ 76,148	\$ 146,495	\$ 474,579		
							91%	7%	0%	0%	1%		

COLLECTION CLAIMS

MBR	IND CODE	ENTRY DATE	STATUS	CLAIM AMOUNT	CURRENT BALANCE
COMMERCIAL SERVICES					

NACM's National Trade Credit Report

DEMO CORPORATION (3271529)

F

COLLECTION CLAIMS

MBR	IND CODE	ENTRY DATE	STATUS	CLAIM AMOUNT	CURRENT BALANCE
	MISC	02/16/2021	Open	\$ 10,475.77	\$ 6,157.88
BUSINESS CREDIT SERVICES					
	APLW	04/16/2021	Open	\$ 8,275.88	\$ 1,522.03
COLLECTIONS: 2					

G

ALERTS

MBR	IND CODE	DATE	CODE	AMOUNT	MISC COMMENTS
TAMPA					
253	CONF	04/15/2021	NON SUFFICIENT FUNDS	\$ 1,299.74	
CONNECT					
	PRPU	05/01/2021	DISPUTE	\$ 2,750.00	
ALERTS: 2					

H

FINANCIAL INSTITUTIONS

MBR	IND CODE	REPT DATE	OPEN DATE	INST	TYPE	ORIG	CUR	PD	COMMENT	ACCT#
TAMPA										
410	BANK	04/30/2021	06/09/1998	BANK	CHECKING	M8	O8			489621548
COMMERCIAL SERVICES										
	INDS	01/01/2020		BANK	CHECKING	L5	L6			
FINANCIAL INSTITUTIONS: 2										

I

PUBLIC RECORDS

DATE	TYPE	COUNTY (STATE)	BOOK/INSTR #	PAGE	LIENOR	AMOUNT	OWNER
SOUTH ATLANTIC & EAST COAST							
03/31/2020	JDG	BREVARD COUNTY (FL)	18001	74	DEMO COMPANY	\$ 6,750.00	
01/15/2020	FTL	POLK COUNTY (FL)	7897465		IRS	\$ 1,500.00	
PUBLIC RECORDS: 2							

J

BANKRUPTCIES

DATE	ATTORNEY NAME	STATUS	CHAPTER	CASE NUMBER	ASSETS
NACM SOUTHWEST					
02/01/2014	JOHN SMITH	CONFIRMED	7	1156789	
BANKRUPTCIES: 1					

K

UCC FILINGS

REFERENCE #	FILED	EXPIRES	SECURITY / ADDRESS
NACM SOUTHWEST			
7800098012	01/06/2020	01/06/2025	JOHN DOE COMPANY 123 ORANGE AVE TAMPA, FL 33622
Comments: FARM EQUIPMENT			
UCC FILINGS: 1			

L

CORPORATE INFORMATION

NACM SOUTHWEST						
CORPORATE NAME/ADDRESS				REGISTERED AGENT/ADDRESS		
DEMO CORPORATION 123 MAIN STREET ANYWHERE, FL 33607				MARY REGISTER 999 FOUNTAIN LANE FT MYERS, FL 33333		
DOC#/FILING NUMBER	FEI/EIN	TYPE	STATUS	INC. DATE (STATE)	LAST FILED	
FL123-06890	54-4874946	DOMESTIC BUSINESS CORPORATION	ACTIVE	08/26/1987 (FL)	01/02/2021	
YRS IN BUSINESS	# OF EMPLOYEES		LAST UPDATED			
31	214		03/31/2021			
OFFICER NAME	OFFICER TYPE	OFFICER ADDRESS				
SOUTH ATLANTIC & EAST COAST						
STAN SMITH	PRESIDENT	123 MAIN ST, ANYWHERE, FL 32309				
WILLIAM SAMPLE	OWNER, PRINCIPAL, TREASURER	111 ELM ST, ANYWHERE, FL 32309				

4

OFFICER NAME	OFFICER TYPE	OFFICER ADDRESS
CORPORATE OFFICERS:2		

M

INQUIRIES		
MBR	IND CODE	DATE
253	ATTY	04/17/2021
253	ATTY	11/21/2020
INQUIRIES: 2		

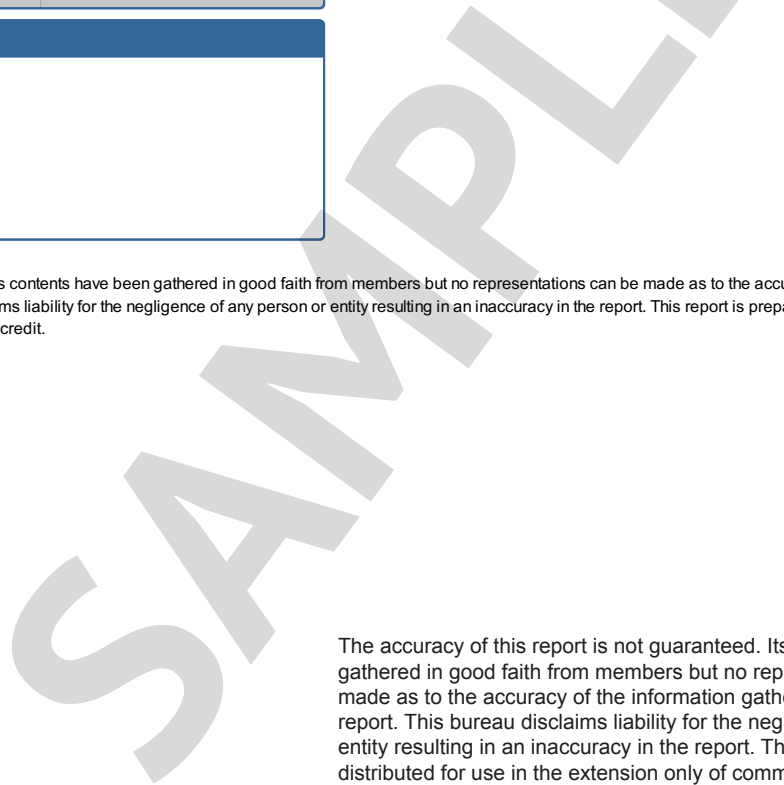
N

NOTES			
DATE	CREATED BY	NOTE	FOLLOWUP
05/17/2018	steve	SEARCHED PACER AND FOUND NO NEW INFORMATION	03/31/2021
NOTES: 1			

O

REQUESTOR INFO
Accessed: 04/17/2021 10:36:54 AM 253 (sh) XYZ Member Company 5521 W Cypress St Suite 200 Tampa FL 33607 (813) 269-1021

The accuracy of this report is not guaranteed. Its contents have been gathered in good faith from members but no representations can be made as to the accuracy of the information gathered and contained in the report. This bureau disclaims liability for the negligence of any person or entity resulting in an inaccuracy in the report. This report is prepared and distributed for use in the extension only of commercial and business credit.



The accuracy of this report is not guaranteed. Its contents have been gathered in good faith from members but no representations can be made as to the accuracy of the information gathered and contained in the report. This bureau disclaims liability for the negligence of any person or entity resulting in an inaccuracy in the report. This report is prepared and distributed for use in the extension only of commercial and business credit.

A In the heading section, you'll find the contact information for the NACM Affiliate furnishing the report. The name and address of the business subject appears on the left; on the right, the **INFILE** date and time signals when the file on the subject was initially created.

The **OTHER NAMES** section shows any AKA, DBA, FKA (Also Known As, Doing Business As and Formerly Known As); related business subjects are included in the "Related Subjects" section and can be consolidated into one online virtual report at no additional charge.

B **PREDICTIVE SCORE**: Based on the unique tradelines gathered by NACM Affiliates, the scoring model predicts late payments and severe delinquency looking forward 6 months. The predictive variables include current aging status, historical aging (including trends and variance in payment trends) and other business characteristics. From the data on hundreds of thousands of businesses, common characteristics are examined on the business subject and, depending on how closely or remotely that subject matches the characteristics, the score is assigned a range, from high risk to low risk. In

cases where not enough data exists, no score is assigned. If the business subject is already delinquent to the degree that the score is trying to predict, no score is assigned in the Low to High range because there is no need to predict something that has already occurred. Each report contains a complete credit score explanation.

C **CHARTS**: Past due percentages are used for the past due trend analysis, which compares the prior year to the current; DBT figures are used to graph the DBT trending for the past year.

D Monthly & quarterly **TRENDING SUMMARY**: Total number of tradelines reported by month and quarter (report date is the month/year/quarter the tradeline was reported).

E **TRADELINES** supplied by the members of the Affiliate furnishing the report are always displayed first. NACM member numbers are displayed only for the members of the Affiliate furnishing the report honoring the longstanding “local” credit report tradition. Subsequent trade data is displayed by participating NACM Affiliates; member numbers do not appear, but industry codes do. YOUR member is NOT displayed or shared if the report is purchased by a member of ANOTHER participating NACM Affiliate. Protecting the identity of your company is a top priority for NACM.

DBT (days beyond terms) is automatically calculated by the database using a systemwide algorithm.

HIGH CREDIT is the highest balance owed in the past 6 months, on a rolling basis.

Any **COMMENTS** or remarks provided by the member/source are displayed.

TRADELINE TOTAL displays the total of ALL tradelines and **AVERAGE DBT**.

WT: DBT x balance for each tradeline then summed and divided by the total balance.

F **COLLECTION CLAIMS** include claim status, amount and current balance. Balances are updated when payments are made. Member numbers and industry codes are displayed for members of the NACM Affiliate furnishing the report and are always shown first. Subsequent claim data is displayed by contributing NACM Affiliates and is identified by industry codes (no member numbers).

G **ALERTS** are reported by NACM members and reflect pertinent changes in account activity. Some examples are NSF checks, past due status, accounts placed with attorneys, ownership changes, etc. Subsequent alert data is displayed by participating NACM Affiliates and is identified by industry codes (no member numbers).

H **FINANCIAL INSTITUTIONS** data, reported by banks, savings and loans, credit unions, etc., may include account types (such as checking, savings, construction loans, credit lines, etc.). The data may also include original and current amounts and comments.

I **PUBLIC RECORDS** are furnished by many different sources and may include, but are not limited to, judgments, state or federal tax liens, release of liens, mechanic’s liens, etc. They also include country information, book, page numbers, lienors, amounts, etc. (Additional third-party data may be available for purchase.)

J **BANKRUPTCIES** data may include, but is not limited to, attorney name, chapter, case number, date filed and possible assets. (Additional third-party data may be available for purchase.)

K **UCC FILINGS** (Uniform Commercial Code) data may include, but is not limited to, reference numbers, dates filed, expiration dates and secured party information. (Additional third-party data may be available for purchase.)

L **CORPORATE INFORMATION** may include, but is not limited to, any officer/director names on file with the Secretary of State. (Additional third-party data may be available for purchase.)

OFFICER data may include, but is not limited to, any officer names on file with the Secretary of State. (Additional third-party data may be available for purchase.)

M **INQUIRIES** display other companies recently inquiring about the subject. Identity is NOT disclosed.

N **NOTES** are key items of relevance pertaining to the business subject added by a participating NACM Affiliate report provider.

O **REQUESTOR INFO** displays information about the requestor: date and time accessed, member number, operator’s initials and contact information. This information is only visible on the Requestor’s/ Purchaser’s report.